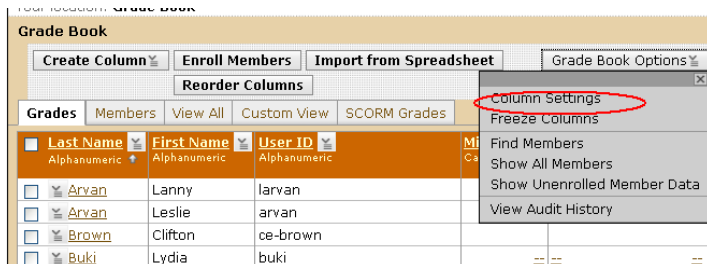
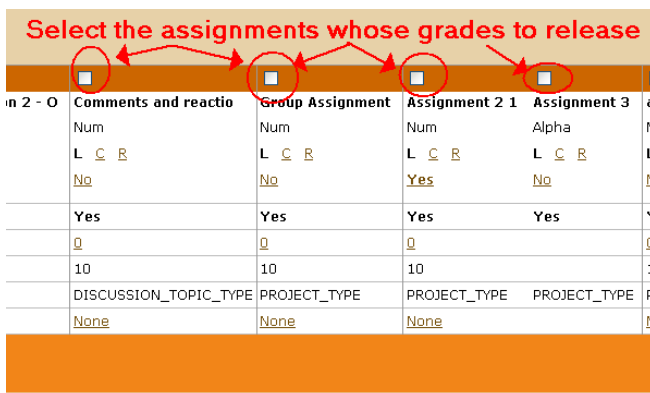


How to release grades

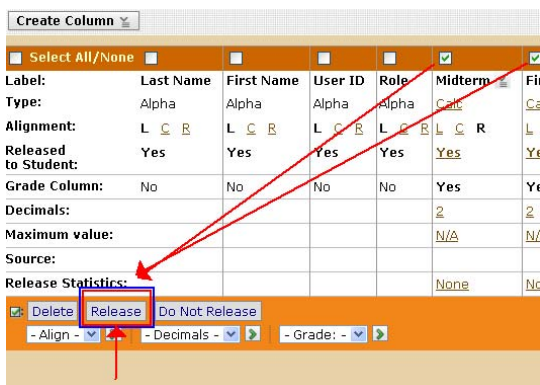
1. Go to the Grade book and select the button on the right (Grade book options)
2. Click on Column Settings



3. Mark the checkboxes on the assignments that you want to release grades on



4. Click on the Release box at the bottom of the screen. That will release those grades to students



5. Only the individual student and the instructor (and TA) will see the grades. The grades are never public to all the class.