

Introduction to MBA Illinois Compass Site

Illinois Compass is the Course Management System that Illinois MBA uses for academic courses and also as a resource for communication and networking between the students, faculty and program staff.

Course List

Number of Hidden Links: 1

[Illinois MBA - Full-Time and Part-Time MBA](#)
Section Instructor: Jill Moore-Reynen, Lanny Arvan, Norma Scagnoli

[MBA 501 - Foundations of Business I - Fall 2007 - Sections AE1 AE2 AE3 AE4 AE5 AE6 AL1](#)
Section Instructor: George Monahan, Hayden Noel, Nicholas Petruzzi, Kathryn Rybka, Norma Scagnoli, Kenneth Trotman, Jill Moore-Reynen, Lanny Arvan, Lawrence Debrock, Srinivasan Kannan, CITES GradebookBot

[MBA 502 - Foundations of Business II - Fall 2007 - Sections AE1 AE2 AE3 AE4 AE5 AE6 AL1](#)
Section Instructor: CITES GradebookBot, Jill Moore-Reynen

Once you login into <http://compass.uiuc.edu> (using your bluestem password, the same password you use for VPN) you will see a "Course List" or a list of sites that you have access to in Illinois Compass. In addition to your course sites, you will have access to the Illinois MBA Program site which can be accessed by all students, faculty and staff in the program.

Front Page of Illinois MBA Site

Your location: [Home Page](#)

Illinois MBA Faculty view

MBA Announcements (Conditional)	1stYr Announcements (Conditional)	2ndYr Announcements (Conditional)
Public Forum	Club Announcements	MBA Photos
PEP 2007 (Conditional)	PEP Student Forum (Conditional)	PTMBA Announcements (Conditional)
PTMBA Class of 2008 Announcements (Conditional)	PTMBA Class of 2009 Announcements (Conditional)	Technical Support
Illinois MBA (Conditional)	Illinois Part Time MBA (Conditional)	Faculty and Staff Tutorials and Announcements (Conditional)

Illinois MBA Student view

MBA Announcements	1stYr Announcements	Public Forum
Club Announcements	MBA Photos	PEP 2007
Technical Support	Illinois MBA	

The Illinois MBA Program site aims to provide a common place to communicate, inform, share and support students and faculty who will be using Illinois Compass.

These two screenshots show a faculty and a student view of the site. Every individual student can see only what pertains to him in terms of announcements and courses, faculty and staff can view and access more information. The table below provides a summary of the links on the front page and their purpose.

To Inform	From the Program: MBA Announcements
	For the class: 1st Year Announcements / 2nd Year Announcements
	From the Club Officers: Club Announcements
	For PEP participants: PEP Announcements
	For all: Links to MBA website and EASE

To Communicate & Share Everybody can read and post information about different topics in the **Public Forum**.
Everybody can see and upload pictures from different MBA events in **MBA Photos**














To Find Help There are two areas aimed at providing help











- **Technical Support:** everybody can post questions here.
- **Faculty & Staff Tutorials and Announcements** Only faculty and staff can access to tutorials, or see and post announcements or questions in this board

Side Navigation Panel

You can access tools through the side navigation panel. The side panel consists of buttons that will take you to different functional areas of the site. You can add new buttons and customize the navigation panel to your course needs.

Side Navigation Panel

 Course Tools	If you click on these buttons you will access:
 Course Content	The front page of the course
 Discussions 	All discussions and announcements. A green dot (as in the picture) indicates new items posted.
 Calendar	Includes the program calendar, the classes and your personal calendar.
 Syllabus	Create or upload a syllabus for the course.
 Web Links	Create a list of links to access to resource material on the Web.
 Learning Modules	Organize and deliver content, such as assessments, assignments, quizzes, and content files, includes TOC.
 Assessments	Create/edit assessments (quizzes, self tests, and surveys)
 Assignments	Create assignments for individuals or groups of students. Students can submit assignments in two formats: text with or without attachments, or a web site consisting of linked HTML pages.
 Roster	The names, biographical information and pictures of the students in your class, the instructors and groups
 Who's Online	A list of who is online at the same time as you are, with links to invite them to chat or send messages
 Search	A button to search for information or text within your course

 Instructor Tools	
 Manage Course	Add and remove tools, modify the appearance of the course menu containing Course Tools and role-specific tools, edit tool settings, import content, reset the course, and set up the Course Preview Page.
 Assessment Manager	View, manage, and grade assessments submitted by Students.
 Assignment Dropbox	View and grade assignments submitted by Students.
 Grade Book	Manage grades for Students.
 Grading Forms	Create grading rubrics
 Group Manager	Assign students to groups
 Tracking	View statistics on student activity and content usage
 Notes	Create notes about general content in a course or specific content in learning modules.
 Selective Release	Control the release of content and folders by setting availability, link visibility, and specifying release criteria, such as name, date, and grade. Only students who meet those criteria can access the content

For more information and help using Compass, go to http://www.cites.uiuc.edu/edtech/teaching_software/compass/instructors/index.html or contact Technical Support via the Discussion Board

MBA 501 Course Site

The images below show Table of Contents for the MBA501 site (left) as it was created based on content in First Class for Fall 2006. The others show the front page of the whole course for instructors, and the front page of each theme.

If you click here you display the sections included in the instructional design of this course



Each theme has the following section:

- "THEME Announcement and Discussions"
- "THEME Office Hours"

Based on the use of First Class last year, new folders have been added to the different themes, which include:

- THEME handouts
- THEME lectures / notes
- Team Assignments
- Individual Assignments
- Readings such as Cases or Practice Problems
- Syllabus (if the theme has a more detailed syllabus than the Course)
- Sections

The front page of MBA 501 looks like this:



Each theme has its own folder, and each folder keeps the contents for the theme



This is inside a theme folder